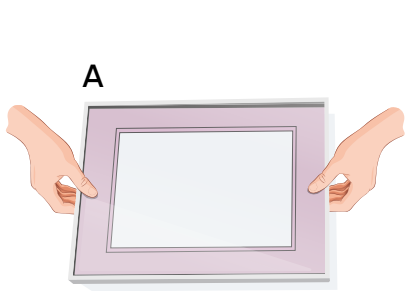


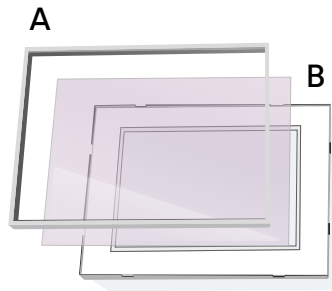
# MAGNET FRAME FOR The Currency

How to frame your artwork




## STEP 1

Remove the profile frame (A) by applying slight pressure with your thumbs.




## STEP 2

After removing the profile frame (A), remove the glass underneath (B).




## STEP 3

Insert your artwork.



## STEP 4

Peel off the film from the glass.



## STEP 5

Lay the glass (B) on top of your artwork, followed by the frame (A).